


APD440BD



**POWER
YOUR
FUTURE**


**440 kVA / 352kW
POWERED by BAUDOUILN**

DIESEL GENERATING SET 400/230 V - 50 Hz - 3 Phase

MODEL		APD440BD	
Power Pf. 0.8	Standby	kVA	440
		kW	352
	Prime	kVA	400
		kW	320

Standby: According to ISO8528. Emergency StandbyPower (ESP) is defined as the maximum power available during a variable electrical poweisequence.
Prime: According to ISO8528. Prime power (PRP) is defined as being the maximum power which a generating set is capable of delivering continuously while supplying a variable electrical load when operated for an unlimited number of hours per year .

- ✓ High quality, reliable and complete power unit
- ✓ Compact design
- ✓ Easy start and maintenance possibility
- ✓ Every generating set is subject to a comprehensive test program which includes full load testing, checking and provision of all control and safety shut down functions testing
- ✓ Fully engineered with a wide range of options and accessories



Manufacturer reserves the right to make changes in model, technical specifications, color, equipment and accessories without prior notice.

ENGINE

BAUDOIN		
Model		6M21G440/5
Engine Power Output at rated rpm	kWm	405
	HP	543
Aspiration and Cooling		Turbocharged and Aftercooled
Total Displacement	Litre	12.54
No. of Cylinders and Build		6 - Inline
Engine Speed	rpm	1500
Bore and Stroke	mm × mm	127 × 165
Compression Ratio		16:1
Governor		Electronic
Fuel Consumption at full load	L/hr	85.5
Fuel Tank Capacity	Litre	470
Oil Capacity	Litre	40
Coolant Capacity	Litre	47
Radiator Cooling Air	m ³ /min	398
Air Intake – Engine	m ³ /min	27
Exhaust Gas Flow	m ³ /min	69

- ✓ Heavy duty diesel engine
- ✓ Direct injection fuel system
- ✓ 24Vdc starter and charge alternator
- ✓ Replaceable fuel filter, oil filter and dry element air filter
- ✓ Cooling radiator and fan
- ✓ Flexible fuel connection hoses and manual oil sump drain valve
- ✓ Standard exhaust silencer and steel bellows
- ✓ Jacket water heater(at automatic models)
- ✓ Operation manuals and circuit diagram documents

ALTERNATOR

Design	Brushless single bearing, revolving field
Stator	2/3 pitch
Rotor	Single bearing, flexible disc
Insulation System	Class H
Standard Temperature Rise	125 - 163°C Continuous
Exciter Type	Self Excited
Phase Rotation	A (U), B (V), C (W)
Alternator Cooling	Direct drive centrifugal blower fan
AC Waveform Total Harmonic Distortion	No load < 1.5%. Non distorting balanced linear load < 5%
Telephone Influence Factor (TIF)	<50 per NEMA MG1-22.43
Telephone Harmonic Factor (THF)	<2%

- ✓ Standard degree of protection IP23
- ✓ Impregnation with tropicalized epoxy varnish
- ✓ Solid state Automatic Voltage Regulator
- ✓ Stator winding with 2/3 pitch for improved harmonics

CONTROL SYSTEM

Control supervision and protection panel is mounted on the generating set base frame.

The control panel is equipped as follows:

1. Auto Mains Failure Control Panel

Panel equipments:

- ✓ Control with AMF module
- ✓ Static battery charger
- ✓ Emergency stop push button

a) Product description:

- ✓ Single Gen-set controller for stand-by and prime power applications
- ✓ All-in-one intuitive & powerful PC tool for configuration/monitoring/control, locally or remotely
- ✓ Easy to install, configure and use



IntelLite 4 AMF 25

b) Product description:

- ✓ Stand-by and prime-power application in one unit
- ✓ 8 binary outputs, 8 + 1 binary inputs, 3 analog inputs (U/I/R)
- ✓ +5 V output reference for analog inputs
- ✓ 2 high-current E-Stop binary outputs
- ✓ 1 slot for extension plug-in module (Modbus, Internet, SMS, inputs/outputs)
- ✓ Extension CAN modules
- ✓ ECU support (Tier 4 Final, Stage V)
- ✓ RTC with battery back-up (full calendar)
- ✓ Power over USB for controller configuration
- ✓ Zero power mode
- ✓ True RMS measurement
- ✓ In-built PLC, complemented with a PLC monitoring tool in IntelliConfig
- ✓ Full remote communications support (AirGate 2.0, WSV)
- ✓ Internet access using Ethernet / 4G, Modbus TCP/RTU, SNMP v1/v2c
- ✓ Active SMS and emails
- ✓ Detailed history log with up to 150 records
- ✓ Dual Mutual Standby application support
- ✓ Remote display
- ✓ User setpoints and protections
- ✓ 5 languages in the controller & Translator functionality
- ✓ User Access Management
- ✓ Cyber security improvement
- ✓ Alternative configurations
- ✓ Multi-purpose schedulers
- ✓ 3 maintenance timers
- ✓ Modbus register mapping possibility
- ✓ Fuel pump management
- ✓ Run Hours source selector
- ✓ Cut-out: 172 × 112 mm

2. Power Outlet Terminal Board Mounted on the Gen-set Base Frame

OPTIONAL EQUIPMENTS

Diesel Engine

- ✓ Oil heater

Alternator

- ✓ Anti-condensation Heater

Battery

- ✓ Starting battery including rack and cables:
 - Model: H8 AGM
 - Voltage: 12Vdc
 - Capacity: 92Ah
 - CCA: 850A
 - Quantity: 2

Panel

- ✓ Charge ammeter
- ✓ Transfer Switch 3Pole
- ✓ Transfer Switch 4 Pole
- ✓ Earth Fault, single set
- ✓ 3/4 Pole Output Circuit Breaker

Accessories

- ✓ Bulk fuel tank
- ✓ Automatic filling system
- ✓ Fuel-water separator filter
- ✓ Low fuel level alarm
- ✓ Residential silencer
- ✓ Enclosure or sound proof canopy
- ✓ Manual oil drain pump
- ✓ Tool kit for maintenance

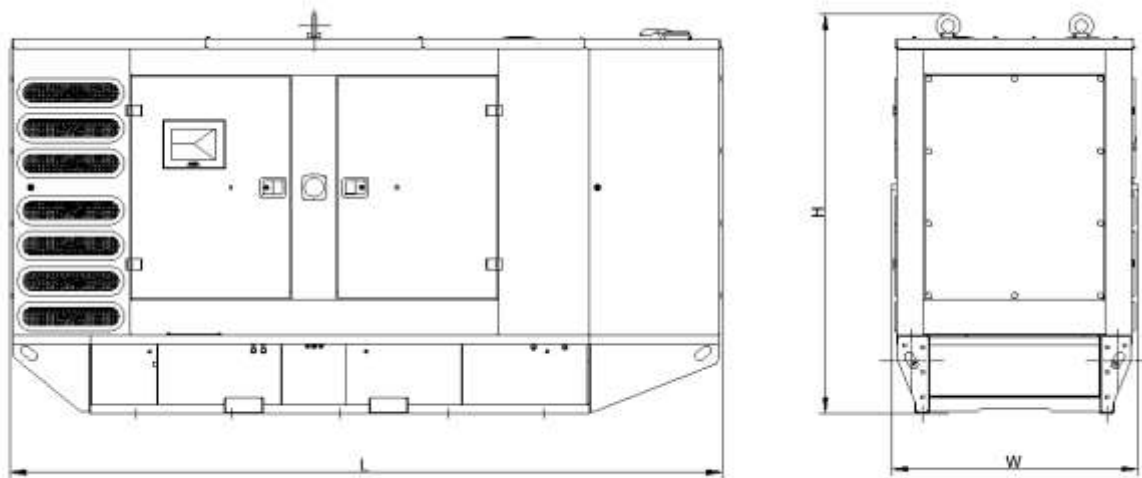
CHASSIS

- ✓ The complete gen-set is mounted as whole on a heavy-duty fabricated, steel base frame
- ✓ Anti-vibration pads are fixed between the engine/ alternator feet and the base frame
- ✓ Base frame design incorporates a double wall integral fuel tank
- ✓ The generating set can be lifted or carefully pushed / pulled by the base frame
- ✓ Dial type fuel gauge and drain plug on the fuel tank
- ✓ Forklift pockets within base frame (up to 500kVA)

DIMENSIONS

OPEN TYPE		
DIMENSIONS (L×W×H)	mm	-
DRY WEIGHT	kg	-
SOUND ATTENUATED TYPE		
DIMENSIONS (L×W×H)	mm	3933×1356×2205
DRY WEIGHT	kg	3707

CANOPY MS60 UK (RAL-1015)



- ✓ Noise Level (@ 1m. / @ 7m.) (dB(A)): 90 / 80 ,according to ISO8528-10
- ✓ The steel plates which thickness less than 3mm are made of galvanized steel
- ✓ All canopy parts are designed with modular principles
- ✓ Without welding assembly
- ✓ Doors on each side
- ✓ All metal canopy parts are painted by electrostatic polyester powder paint

- ✓ Exhaust silencer is protected against environment influences
- ✓ Thermally insulated engine exhaust system
- ✓ Emergency stop push button is installed outside of the canopy
- ✓ Easy lifting and moving
- ✓ Easy maintenance and operation